

If you are not able to proceed past the log in page, you may need to proceed with a private/incognito screen.

Google refers to it as incognito

Other search engines refer to it as private.



Orange County Sheriff's Department CCW Pro



INFORMATION



PRICING



CONTACT

Sign up and multi-step confirm to proceed (the multi step is a security feature) Once completed, the screen should be pictured as below with Start here.



Orange County Sheriff's Department CCW Pro



INFORMATION



PRICING



CONTACT

Let's find out more about you

START OVER

Orange County Sheriff's Department CCW records have moved to CCW Pro.

To help determine your next step, please enter your driver's license or State ID number and date of birth.

Driver's License or State ID Number

Birth Year ▼

Birth Month ▼

Birth Day ▼

Birth date is required

SUBMIT

Let's find out more about you

START OVER

We found a match. Please enter more information on the following page to assist Orange County Sheriff's Department licensing staff with finding your record.

CONTINUE

You must upload a copy of your Driver license to proceed.

Please fill in this information to help us match your application/permit.

First Name

Last Name

Middle Name

Birth Year

Birth State

Drivers License Number

Optional Agency License Number

! Please upload only the front side of your drivers license. If you're also uploading your permit, include only the front side.

PHOTO OF DRIVERS LICENSE

i Drop files here or click to upload

! Driver's License is Required

PHOTO OF CCW PERMIT

i Drop files here or click to upload

i If you have an existing appointment and know your appointment date and time please fill out the information below. This information will only be used to assist appointment that does not already exist.

Appointment Year

Appointment Month

Appointment Day

Appointment Time

i Application lookup may take some time, please check back soon!

CANCEL

Once the Driver license is successfully uploaded, you must select the green button labeled “Submit for Review” at the bottom of the screen to complete the process. Failure to complete this step will not allow the CCW Unit to match your application.

Please fill in this information to help us match your application/permit.

First Name: [Redacted] Last Name: [Redacted]

Middle Name: [Redacted] Birth Year: [Redacted] Birth Month: [Redacted]

Drivers License Number: [Redacted] Optional Agency License Number: [Redacted]

Please upload only the front side of your drivers license. If you're also uploading your permit, include only the front side.

PHOTO OF DRIVERS LICENSE: [DriverLicense_1]

PHOTO OF CCW PERMIT: [Drop files here or click to upload]

If you have an existing appointment and know your appointment date and time please fill out the information below. This information will only be used to assist licensing in matching your information that does not already exist.


Appointment Year: [Redacted] Appointment Month: [Redacted] Appointment Day: [Redacted]

Appointment Time: [Redacted]

Application lookup may take some time, please check back soon!

CANCEL **SUBMIT FOR REVIEW**


Once the above step is completed, you will be redirected to the licensing Home Page as pictured below.



Once a department member has matched your profile, the “pending review” status will change to ‘view application’



Orange County Sheriff's Department CCW Pro



After selecting View application, the applicant will see this screen. In order to proceed, they must select the Green verify button to in the center of the page to continue.

Order ID: [REDACTED] Application Type: Renew Standard

Customer Information

Name: [REDACTED]

Date Of Birth: [REDACTED]

Status: Pending Payment

VERIFY INFORMATION

PERSONAL INFO ID INFO ADDRESS APPEARANCE EMPLOYMENT & WEAPONS

Personal Information:

Last Name: [REDACTED] First Name: [REDACTED]

Middle Name: [REDACTED] Maiden Name:

Suffix:

Marital Status: [REDACTED] SSN: [REDACTED]

Spouse Information:

Last Name: [REDACTED] First Name: [REDACTED]

Middle Name: [REDACTED] Maiden Name:

Birth Information:

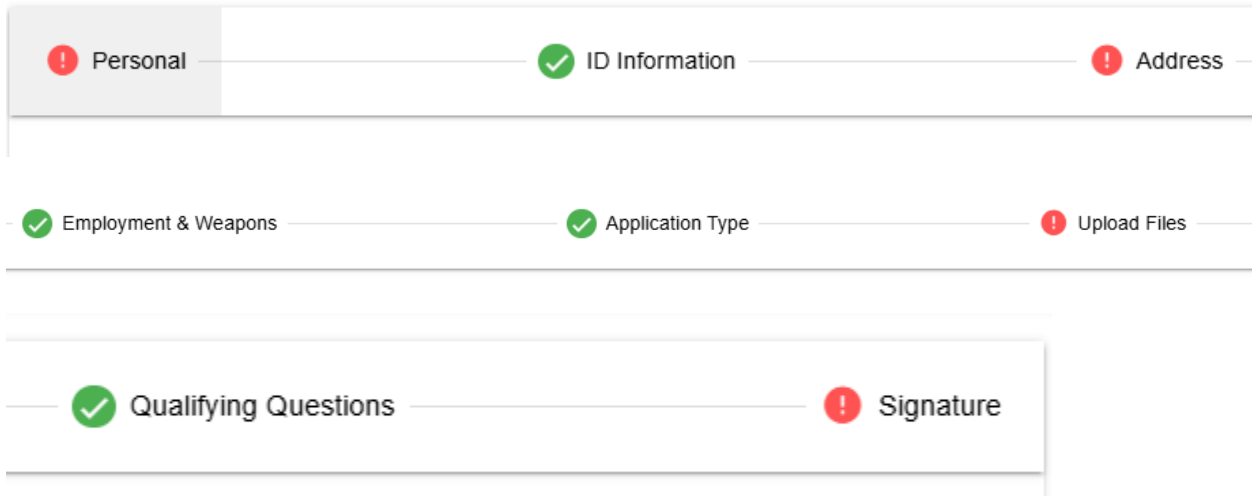
Birth Date: [REDACTED] Birth City: [REDACTED]

Birth State: [REDACTED] Birth Country: United States

Contact Information:

Primary Phone Number: [REDACTED] Cell Phone Number: [REDACTED]

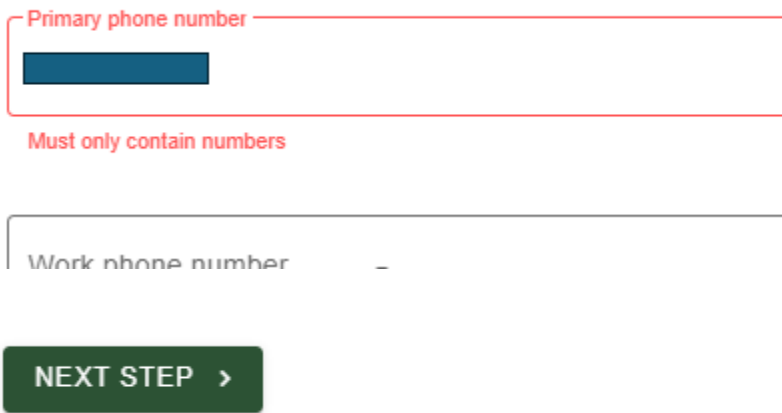
After selecting the Green verify button, all red items must be green to proceed. Each tab must show green and the NEXT STEP button on the bottom left of the screen must be selected to proceed forward. Skipping to each tab may not complete the process.



A progress bar with eight steps: Personal (red error icon), ID Information (green checkmark), Address (red error icon), Employment & Weapons (green checkmark), Application Type (green checkmark), Upload Files (red error icon), Qualifying Questions (green checkmark), and Signature (red error icon). The 'Personal' step is highlighted with a grey background.

Phone number and Spouses number migrated as errors and must be reentered to proceed.

Contact Information



Primary phone number

Must only contain numbers

Work phone number

NEXT STEP >

Once next step is selected, the system will go through each tab and require the steps to be completed, the red errors at the top will clear once all errors are corrected.



< PREVIOUS STEP **NEXT STEP >**

Address tab populates as an error, and you must select previous addresses, yes or no if applicable.

Previous Addresses

Have you lived anywhere else besides your current residence in the last 5 years? Yes No

Please answer the required field

< PREVIOUS STEP NEXT STEP >

Have you lived anywhere else besides your current residence in the

< PREVIOUS STEP **NEXT STEP >**

Employment and Weapons tab is only for verification, you cannot make changes to the firearms in this page until you have verified the application. You can go back into the application to make changes or you can contact the unit to make the change for you if you are not able to do so.

Weapons



i If you need to change your weapons you will be able to at a later time via the modification process.

i List below the weapons you desire to carry if granted a CCW license. You may carry concealed only the weapon(s) which you list and describe herein, and only for the purpose indicated. Any misuse will cause an automatic revocation and possible arrest.

Weapon Information

Make	Model
Walther	PPKS
Browning	Hi Power

< PREVIOUS STEP **NEXT STEP >**

You must select “Next Step” on each tab to proceed.

Personal ID Information

< PREVIOUS STEP NEXT STEP >

Application Type

Renew Standard
 Renew Judicial
 Renew Reserve
 Renew Employment

< PREVIOUS STEP NEXT STEP >

Documents in red are required from all applicants at application submission except for training, per PC 26165 (the applicant shall not be required to pay for any training courses prior to the determination of whether the applicant is a disqualified person).

If you have completed it, you may add it in this section. If you have not and the system will not let you proceed, you may add a duplicate file here (driver license or utility bill). This feature is in process of being updated to remove the requirement to proceed.

Please note: The system currently has it labeled as Firearm Safety Certificate, this is not the FSC card issued by the state to Register a firearm, this is the 8- or 16-hour training course certification.

Personal ID Information Address Employment & Weapons Application Type

< PREVIOUS STEP NEXT STEP >

File Upload

! The renewal process requires you to upload your firearm safety proficiency certificate. Please upload the front AND back of the certificate in the respective box below.

DRIVERS LICENSE Drop files here or click to upload Driver's License is Required	PROOF OF RESIDENCY Drop files here or click to upload Proof of Residency is Required	2ND PROOF OF RESIDENCY Drop files here or click to upload 2nd Proof of Residency is Required
CITIZENSHIP DOCUMENTS Drop files here or click to upload	SUPPORTING DOCUMENTS Drop files here or click to upload	LEGAL NAME CHANGE DOCUMENTS Drop files here or click to upload
RESERVE DOCUMENTS Drop files here or click to upload	FIREARM SAFETY CERTIFICATE Drop files here or click to upload Please upload front and back of certificate	EMPLOYMENT DOCUMENTS Drop files here or click to upload

< PREVIOUS STEP NEXT STEP >

The final step is the confirmation of license terms and signatures. You must select the green “Verify Information and Save” button in order for the “Waiting for Customer Verification” to update on our end.

✓ Address ✓ Employment & Weapons ✓ Application Type ✓ Upload Files

Terms and Agreements

By checking this box, I agree to the [Conditions For Issuance](#) 11/15/2024, 10:31:41 AM

By checking this box, I agree that I have not provided any [False Info](#) 11/15/2024, 10:31:42 AM

Please Sign Here

John Q. Sample

CLEAR SIGNATURE

[< PREVIOUS STEP](#) [VERIFY INFORMATION AND SAVE](#)

If done correct, the CCW Unit will be able to proceed. If you are contacted and advised that you have not verified the data, you will need to log back in to verify all the above steps were followed and completed.



Orange County Sheriff's Department CCW Pro


VIEW APPLICATION

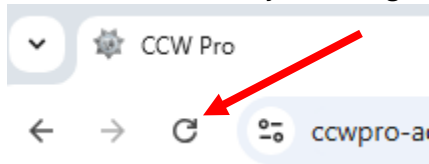

INFORMATION


PRICING

TROUBLESHOOTING

Some computers will not allow one to proceed forward in a regular search session. If this happens, here are a few options to help them proceed forward.

Refresh the screen by selecting this symbol at the top left of the webpage or Ctrl+Shift+R



Open up a private or incognito tab. You will need to copy the website address before proceeding. Once copied, select the 3 vertical or horizontal dots (this will vary depending on the platform; Google, Safari, Edge, etc.)

